

P endants

Dear Reader,

We are proud to present our second newsletter this year! This time we have focused on pendants for low ceiling heights.

A pendant placed over a conference table, in a lobby, a restaurant, and many other places often suggests that this is a place for communication.

Pendants have a unique ability to influence the atmosphere.

First impressions are important, especially when dealing with people. Everyone has their own attitude and impressions are often related to body language, the way we talk, and the importance of facial expressions.

Light on the face is extremely important for the impression of a person.

A message is not only a matter of the voice.

Let light make your conversation as honest and comfortable as it can be.

Experiencing the atmosphere of a room is also dependent on the way it is lit. A conference table placed in the middle of a room can be more of a focal point if the general lighting is complemented by pendants. A pendant hints at the importance of the room and provides a three dimensional appearance. General lighting, by itself, is bland – the addition of pendants gives a room depth and character.

Take a look at these new pendants. Let our sales personnel pay you a visit. We can help to make your meetings more enjoyable and effective.



Best regards

Kent Stilling Pedersen
President

**louis
poulsen**

www.louispoulsen.com

F+P 550 LED

- WHEN LED BECOMES ELEGANT

Louis Poulsen and Foster + Partners' first luminaire design collaboration. Two new products will be launched in 2012. The F+P 550 is one of the most elegant LED pendants produced. The design and lighting philosophy of Louis Poulsen especially challenged the design team in the use of LEDs. Common for both partners was not to compromise the demands for good quality and comfortable interior light for people. A 100% glare-free concept was determined at the beginning of the design process. The result is a state of the art pendant that can be used in many applications both in the commercial and residential markets. The success of the F+P 550 LED inspired Foster + Partners to design a larger version of the pendant. The F+P 1500 LED version was used in the Dallas Opera House in Texas.

FACTS: Finish: Natural painted aluminum. Powder coated. Material: Canopy: Plastic. Shade: Die cast aluminum. Reflector: Spun aluminum. Enclosure: White opal glass. Weight: 12.1 lbs. Labels: cULus, Dry location. IBEW. Light source: 40W LED/3000K.



LP CHARISMA QUEEN

PLH design group presented the LP CHARISMA QUEEN in 2006. The task was to design a family member for the first LP Charisma pendant that could be suspended at heights lower than 16 feet, and use a compact fluorescent light source. The pendant's inner element needed to have a different expression. Lower suspension heights meant that the pendant's light distribution had to be in a wide, radiating pattern. The result was a beautiful inner element in an elegant, and often mentioned, more feminine shape. This basic shape is divided into five equal shells that slightly overlap each other, concealing, but still allowing a glimpse of the light source. The white version is available with either orange or green colors in the overlap expressing the shape in a more decorative way.

FACTS: Finish: Grey aluminum colored, white painted. Material: Cone: Injection molded clear acrylic. Shades: Spun steel. Ring: Die cast aluminum. Weight: Max 13.5 lbs. Labels: cULus, Damp location. IBEW. Light source: 1/57W/CF GX24q-5.



LP CHARISMA KING LED

PLH Design group designed the LP CHARISMA KING in 2000 and it was awarded the Danish Design Prize in 2001.

The conceptual idea behind the product was to design a pendant for large spaces. Each individual part has a functional purpose. The lower part is the reflector: if the pendant is mounted high, the narrow reflector can be used, and for lower heights, it is recommended to use the wide reflector. The difference between the two options is that the narrow reflector has a metalized treatment, while the wide reflector is painted white. When illuminated, the pendant glows in a decorative manner that creates a visual balance between the outer and inner parts of the pendant.

LP CHARISMA KING is used in many projects all over the USA. Among them is the well-known Tom Bradley Terminal at Los Angeles Airport.

FACTS: Finish: Grey aluminum colored, wet painted or white, powder coated. Materials: Cone: Injection molded clear acrylic. Shades: Injection molded white opal polycarbonate. Reflector: Spun aluminium. Housing: Spun Aluminium. Ring and Struts: Die cast aluminium. Weight: Max 14 lbs. Labels: cULus, Damp location. IBEW. Lightsource: 1/70W/CMH/T-6 G12, 1/150W/CMH/T-6 G12, 1/250W/Halogen/T-4 mini can, 60W LED/3000K, 60W LED/4000K.





AEROS - A WHITER SHADE OF LIGHT

Since launching the AEROS, designed by Ross Lovegrove, Louis Poulsen has experienced issues in the original manufacturing process of the shades. The tools for perforating the curves in the shades turned out to be very fragile, but due to a tremendous effort by our tool-makers we have now overcome these obstacles. We celebrate this by introducing the AEROS in a white version. Besides adding a special atmosphere to a space,

this spectacular pendant also supplies a mysterious, but functional light. AEROS is especially attractive in areas where comfort and ambiance is most important, i.e. hotels, restaurants and bars. The organic Fibonacci patterned reflector delivers a uniquely intimate and beautiful light distribution. In a low position/mounting height, AEROS defines the private zone of the guests and creates mindfulness.

FACTS: Finish: White, Wet painted. Golden Sand, wet painted. Material: Canopy: Spun aluminum. Wire connector: Turned aluminum. Shades: Deep drawn aluminum. Diffuser: Acrylic satin. Weight: Max. 9.9 lbs. Light source: 1/75W/Halogen/T-4 GY6.35, 1/39W/CMH/T4.5 G8.5.

LC SHUTTERS



- SOFT AND COMFORTABLE LIGHT PROVIDES PERFECT AMBIANCE FOR A SUCCESSFUL MEETING

Louise Campbell and Louis Poulsen proudly present the fourth product from the Design Studio of Louise Campbell. The pendant is called LC SHUTTERS. Made from one piece of aluminum, the pattern is embossed in the material giving the shade a two-layer surface. The name was inspired by the view of houses in warm climates where a light pattern is seen sneaking out through the shutters. Shadows are visible, the voices of the inhabitants are audible; everything is faintly observed, but remains private.

LC SHUTTERS emits light through the fine and beautiful pattern of the shade. An internal opalized diffuser provides 100% glare-free light, and gives the impression of a lighted cupola.

The light of LC SHUTTERS is defined as soft and diffused, providing a pleasant and comfortable light. Light creates atmosphere – a good start for a good conversation.

FACTS: Finish: white, powder coated or white with colored foils. Material: Shade: Spun aluminium. Punched and embossed. Suspension: Die cast aluminum. Diffuser ball: Rotation molded PE. Weight: Max. 6.6 lbs. Light source: 1/42W/CF GU24.






























**louis
poulsen**










We sincerely hope that LC SHUTTERS, AEROS WHITE, LP CHARISMA KING AND LP CHARISMA QUEEN have given you some ideas how low to medium height mounted pendants are able to change the atmosphere of the space. These are not the only pendants suited for these applications. Take a look at the other pendants especially suited for areas where people communicates.

See more Louis Poulsen LED products at www.louispoulsen.com. We know how light works, that's why we're creating it.

From 3,5 feet to 12 feet

 Aeros	 Albertslund Pendant/Orbiter Pendant	 Campbell 210	 Campbell 275	 Collage 450	 Collage 600	 Enigma 425	 Enigma 545
 F+P 550 LED	 LC Shutters	 LP Charisma Queen	 Moser	 Nyhavn Pendant	 Oslo Pendant	 Pakhus/ET Lumiere	 PH 2/1 Pendant
 PH 3/2 Pendant	 PH 4½-4 Glass Pendant	 PH 4/3 Pendant	 PH 5 & PH 50	 PH 5-4½/ PH 6 Mini	" data-bbox="638 488 682 528"/> PH Artichoke 18,9"/23.6"/ 28,3"/33,1"	" data-bbox="748 488 792 528"/> PH Artichoke Glass 18,9"/23.6"/ 28,3"/33,1"	 PH Artichoke Gold 33,1"
 PH Louvre	 PH Snowball	 Plate	 Reduced	" data-bbox="538 583 582 623"/> Toldbod 6.1"/ 8.7" Glass	 Wohlert		

From 12 feet an higher

 Airport	 Albertslund Maxi Pendant/Orbiter Maxi Pendant	 Enigma 825	 LP Centrum	 LP Charisma King/LED	 Nyhavn Maxi Pendant
 PH 6½-6/PH 6 Maxi	" data-bbox="198 806 252 846"/> PH Artichoke 28,3"/33,1"	" data-bbox="308 806 352 846"/> PH Artichoke Glass 28,3"/33,1"	 PH Artichoke Gold 33,1"	 PH Louvre	

Visit us at Booth 3314

